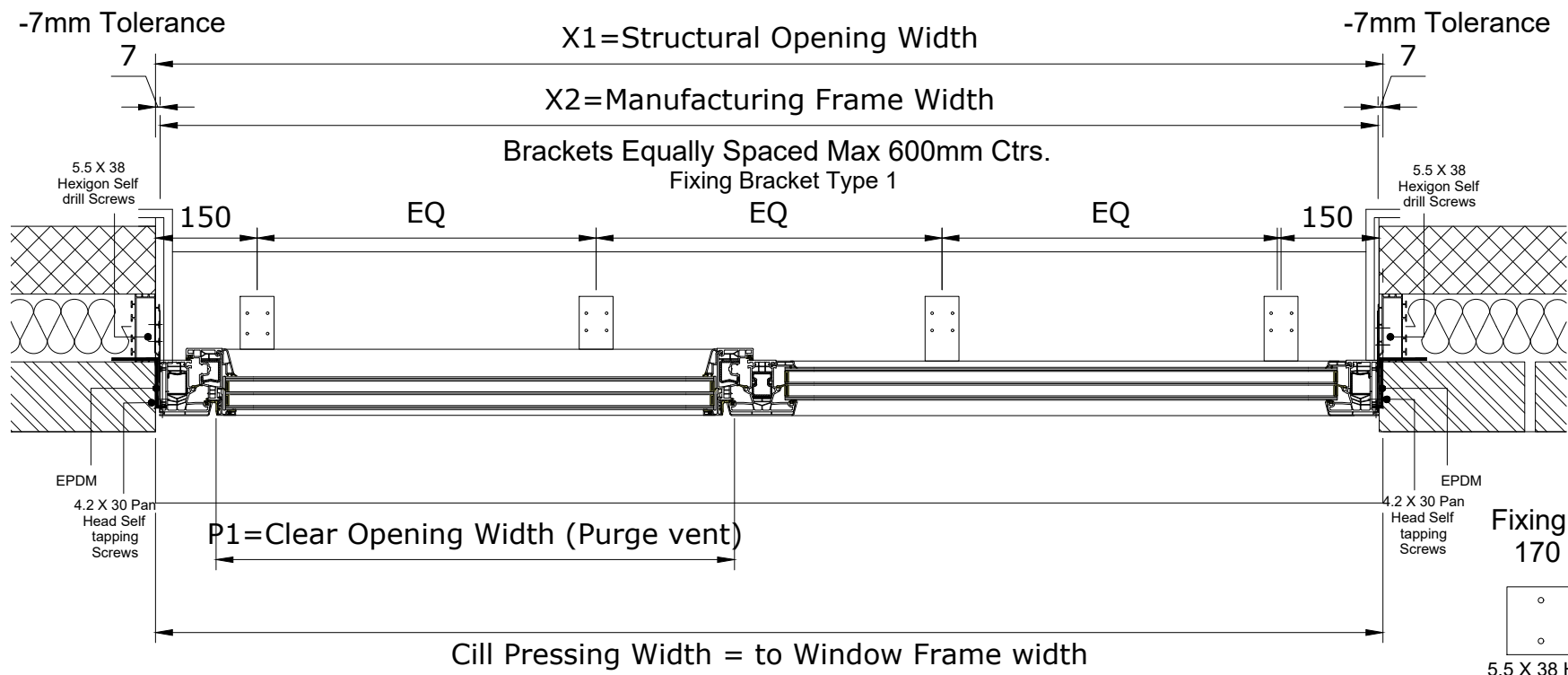
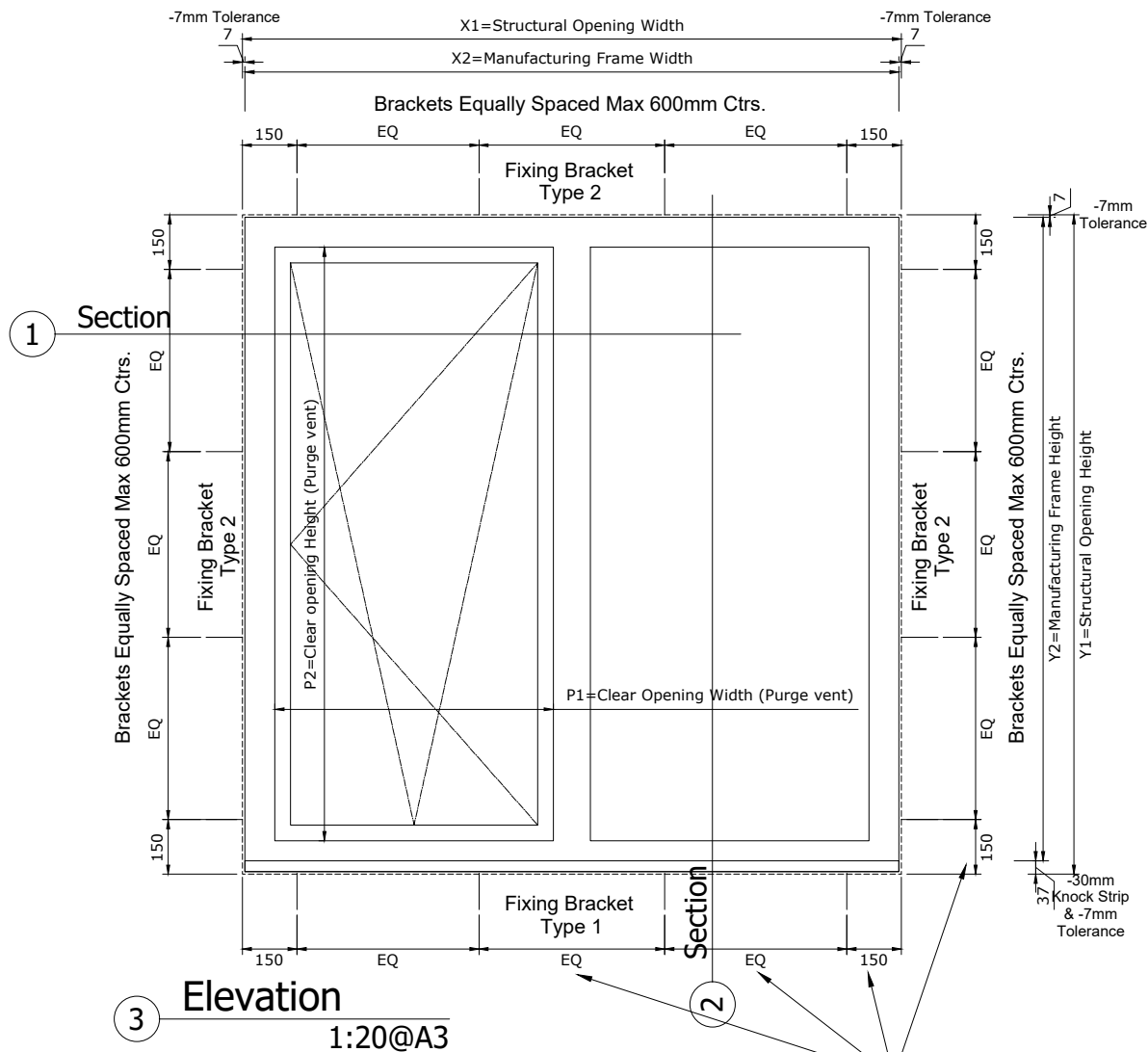


2 Elevation Section  
1:10@A3




1 Plan Section  
1:10@A3




3 Elevation  
1:20@A3

Fixing Bracket Type 1  
170 X 50 X 6 THK.



5.5 X 38 Hexigon Self drill Screws 4.2 X 30 Pan Head Self tapping Screws

Fixing Bracket Type 2  
140 X 30 X 2 THK.



5.5 X 38 Hexigon Self drill Screws 4.2 X 30 Pan Head Self tapping Screws

NOTE: FIXING PLATES TO BE AT MAX 600CTRS.

4 Fixing plate Details  
1:5@A3

**CAMPBELL-MASON Ltd.**

Unit 19 Top Barn Business Centre  
Holt Heath  
Worcester Road  
Worcester  
WR6 6NH



STATUS: \_\_\_\_\_

FOR INFORMATION

PROJECT TITLE: \_\_\_\_\_

KOMMERLING 76 PROFILE

ALUCLIP ZERO FLUSH

DRAWING TITLE: \_\_\_\_\_

TYPICAL FIXING DETAIL

BRICK AND BLOCK

DRAWING NUMBER:  
17082-003

SCALE: 1:20, 1:10, 1:5 @ A3

REVISION:  
-

DRAWN BY: RTFS DATE: Aug 2017

dims are for fixing strap positioning