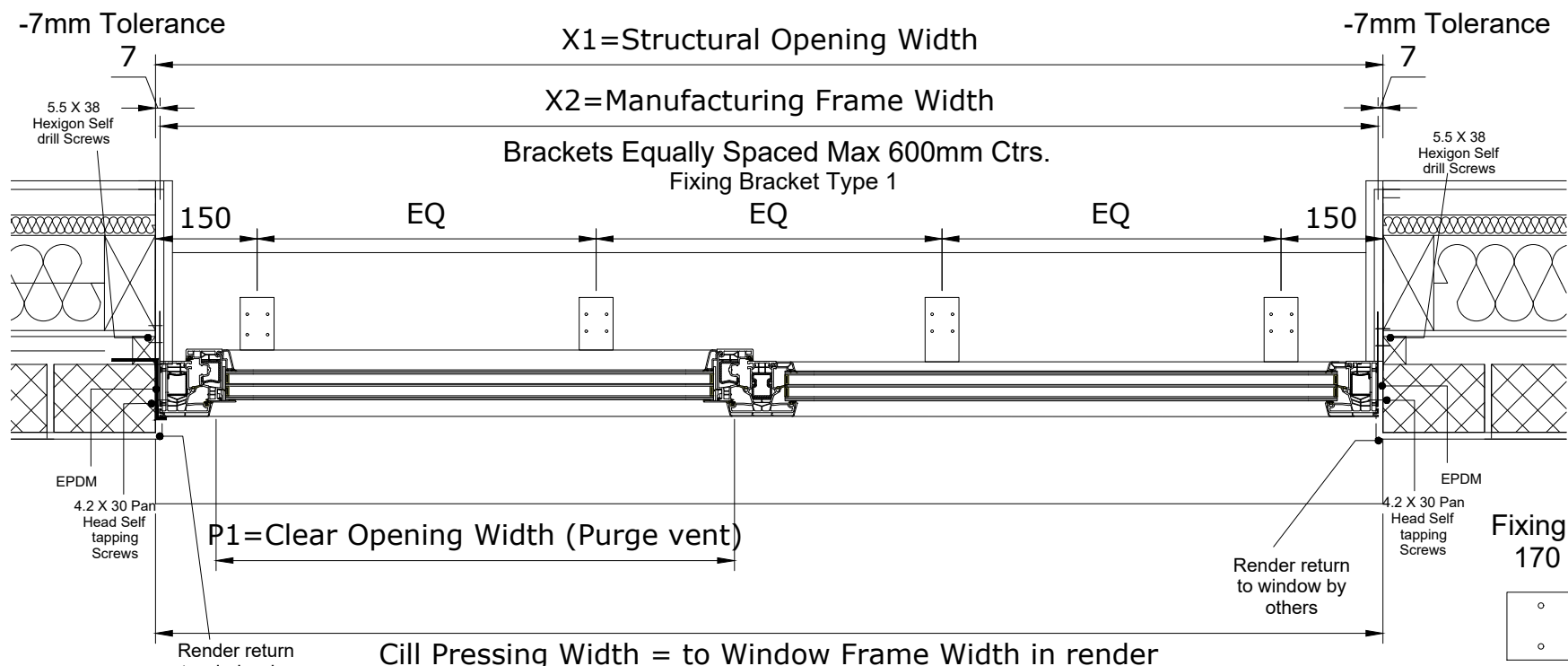
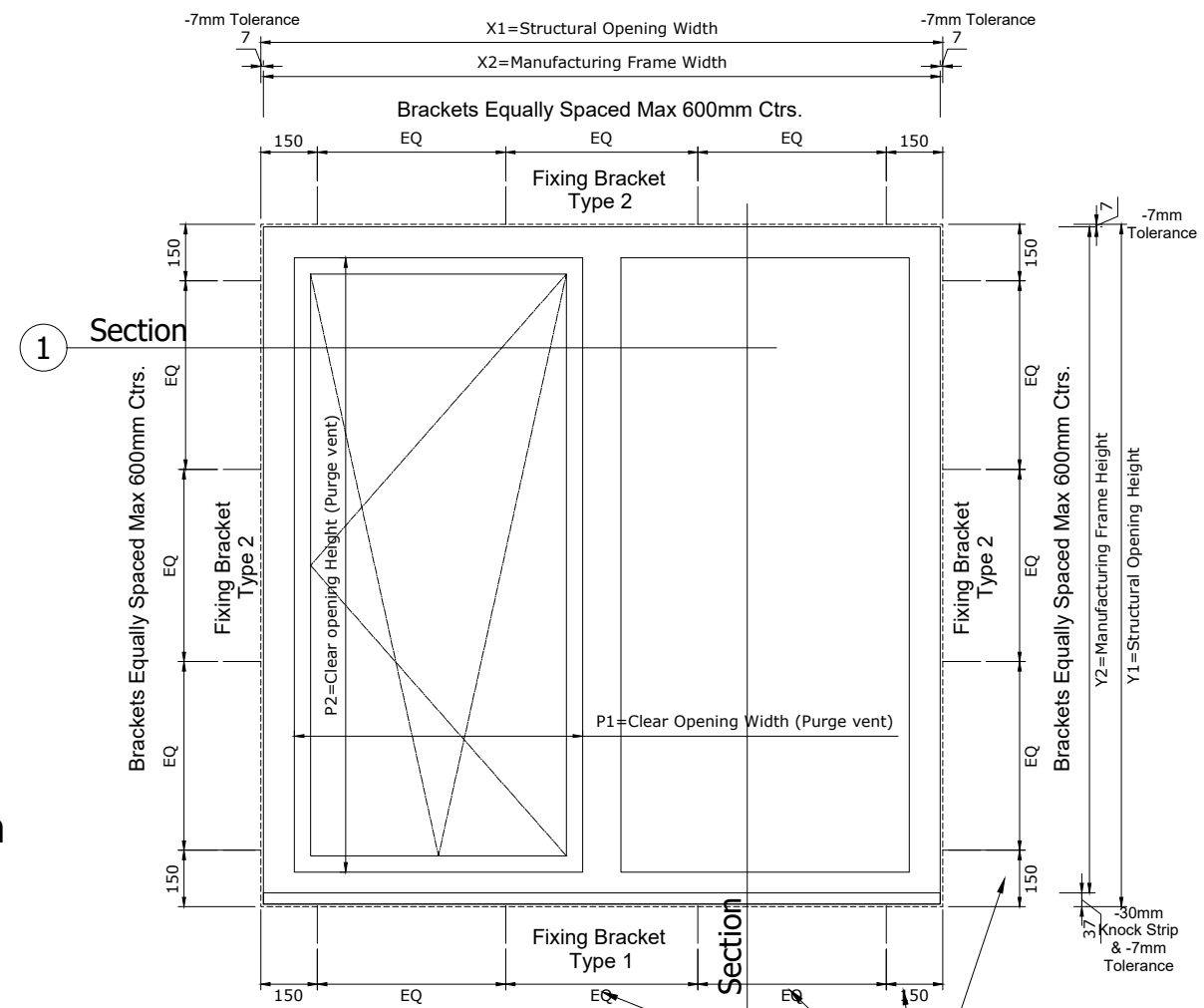


2 Elevation Section
1:10@A3

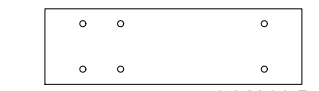


1 Plan Section
1:10@A3



3 Elevation
1:20@A3

Fixing Bracket Type 1
170 X 50 X 6 THK.



5.5 X 38 Hexigon Self drill Screws 4.2 X 30 Pan Head Self tapping Screws

Fixing Bracket Type 2
140 X 30 X 2 THK.



5.5 X 38 Hexigon Self drill Screws 4.2 X 30 Pan Head Self tapping Screws

NOTE: FIXING PLATES TO BE AT MAX 600CTRS.

4 Fixing plate Details
1:5@A3

CAMPBELL-MASON Ltd.
Unit 19 Top Barn Business Centre
Holt Heath
Worcester Road
Worcester
WR6 6NH



STATUS:	
FOR INFORMATION	
PROJECT TITLE:	
KOMMERLING 76 PROFILE	
ALUCLIP ZERO VIEW	
DRAWING TITLE:	
TYPICAL FIXING DETAIL	
TIMBER FRAME RENDER	
DRAWING NUMBER:	
17084-002	
SCALE: 1:20, 1:10, 1:5 @ A3	REVISION: -
DRAWN BY: RTFS	DATE: Aug 2017

NOTE:
FRAME TO BE SET 35mm FROM
EXTERNAL FRONT EDGE